



1000M, Dual Fiber, External Power Supply Fiber Media Converter

Key Features

- 1000M
- Long distance transmission (Max. 2Km on MMF, 120Km on SMF)
- 50,000 hours MTBF
- Link fault pass through (LFPT)
- Unique premium aluminum compact closure
- Same swappable card for standalone units and 19" 2U systems



Introduction



The EM-1000 series, the 1000M media converter with external power supply, utilize fiber optics to extend the physical distance range of typical Ethernet links (100m) to 5Km max. on MMF and 120Km max. on SMF.


Specification

Standard	IEEE802.3 (10BASE-T), IEEE802.3u 100BASE-TX/FX (Fast-Ethernet), IEEE802.3z 1000BASE-TX/LX (Gigabit-Ethernet), IEEE802.3x (Flow Control), IEEE802.1q, IEEE802.1p QoS, IEEE802.1d Spanning Tree
10/100/1000BASE-T	STP or UTP Category 5/5e/6 cable (Max. 100m)
1000BASE-FX	50/125um multi mode fiber cable (1km), 62.5/125um multimode fiber cable (0.5km) 9/125um single mode fiber cable (20/40/60/80/100/120km)
Conversion Mode / Delay Time	Store-and-Forward < 10us, straight-through<0.9us
Flow control	Full duplex-flow control, Half duplex-back pressure
RJ-45 Port	1000M
Fiber Connector	SC standard, ST/FC optional
Wavelength	1310/1550nm
Dimensions	70mm(W) x 93mm(D) x 25mm(H)
Weight	Net weight : 0.16kg; Gross weight : 0.42kg
Input Voltage	DC 5V1A with External power adapter
Power Consumption	<2.5W
MTBF	50,000 hours
BER	<1/1000000000
MAC Address Table	1K
Buffer Size	128K
Operating Temperature	0°C~50°C
Storage Temperature	-40°C~70°C
Storage Humidity	5%~90% non-condescending

Fiber Media Converter EM-1000-S15

Application

-  Telecommunication Networks
-  Schools, offices, Cyber bars



Ordering Details

EM-1000-M05	1000M, MM, dual fiber, 5km, SC, 850nm, standalone, premium white casing, external PSU
EM-1000-S15	1000M, SM, dual fiber, 15km, SC, 1310nm, standalone, premium white casing, external PSU
EM-1000-S20	1000M, SM, dual fiber, 20km, SC, 1310nm, standalone, premium white casing, external PSU
EM-1000-S25	1000M, SM, dual fiber, 25km, SC, 1310nm, standalone, premium white casing, external PSU
EM-1000-S40	1000M, SM, dual fiber, 40km, SC, 1310nm, standalone, premium white casing, external PSU
EM-1000-S60	1000M, SM, dual fiber, 60km, SC, 1550nm, standalone, premium white casing, external PSU
EM-1000-S80	1000M, SM, dual fiber, 80km, SC, 1550nm, standalone, premium white casing, external PSU
EM-1000-S100	1000M, SM, dual fiber, 100km, SC, 1550nm, standalone, premium white casing, external PSU

*Above listed are most frequently ordered items. Please contact us for other configurations.

Item Number Code Explain:

XX-XXXX-XX XX

